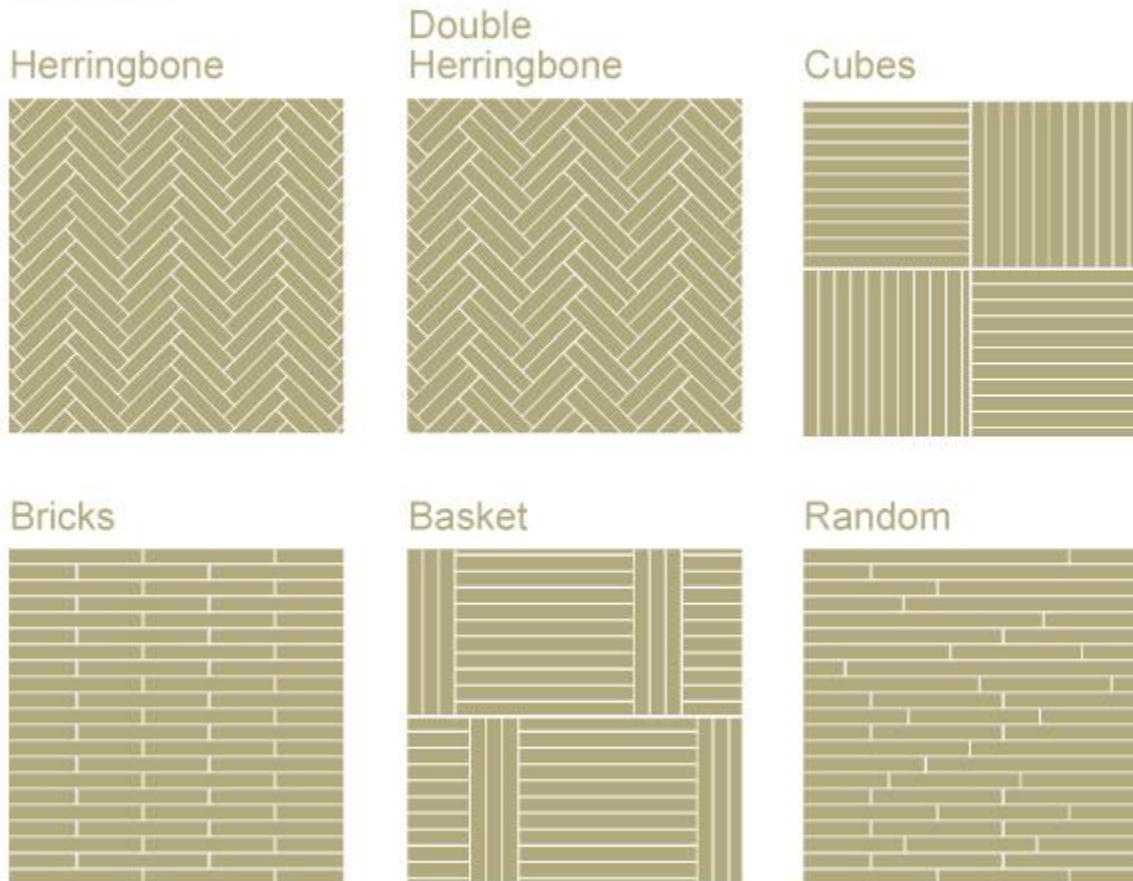


Note: When a fixed length order is specified, Nydree Customer Service requires a drawing or diagram of the pattern lay-out. This information will allow production to verify that the flooring is milled correctly for the specified pattern. As with our standard flooring, it is important to install fixed length flooring directly from the polybag surrounding the cartons of flooring. If the flooring is allowed to acclimate for any length of time, humidity can alter the plank dimensions preventing the lay-up of the proposed pattern. It is good practice to 'dry lay' a few courses of the pattern to confirm a good lay-up. If there is any trouble whatsoever laying up the pattern, do not install the flooring, contact Nydree Flooring immediately @ 800.682.5698.

Available Patterns



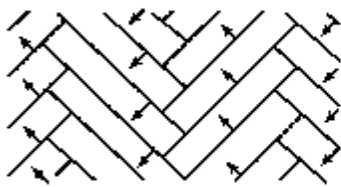
Standard Herringbone / Single Brick Patterns

Double End Grooved, Nydree Acrylic Infused Engineered Flooring can be used to make any standard herringbone or single brick pattern. The plank used for standard herringbone and single brick patterns must be ordered as one fixed length. This length is typically a multiple of the width, however any length from 14" to 46" may be specified for use in standard herringbone and single brick patterns. The most economical lengths for these patterns are 23" and 46". (Keep in mind that there is an upcharge for fixed length plank.)

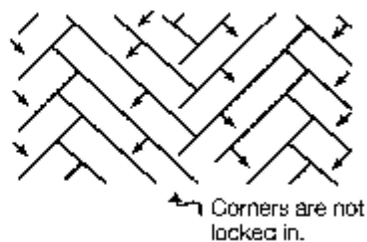
Certain patterns require the use of splines (**provided with the shipment when specified on order**) to "lock in" the floor and minimize overwood. The use of splines, when required, will provide sound, trouble-free installations.

If the direction of the tongue is alternated on adjacent rows and the ends of the previous row are locked in, no splines are needed for the basic herringbone pattern. See diagram below. No splines are required for single brick patterns.

Correct



Incorrect



Arrow indicates direction of the tongue.

Double Herringbone

Splines are required on double herringbone patterns where the edge is not locked in. There are certain patterns that require a fixed length that is a multiple of the width.

Basket Pattern, Double Brick or Triple Brick

Splines are required to lock in the ends.

Parquet Pattern (Cube)

Splines are required along the sides where groove side meets grooved ends.

2 2/3" x 15.96" plank will use 24 pieces to make a 31.92" x 31.92" cube pattern

2 2/3" x 18.62" plank will use 28 pieces to make a 37.24" x 37.24" cube pattern

2 2/3" x 21.28" plank will use 32 pieces to make a 42.56" x 42.56" cube pattern

4" x 16" plank will use 16 pieces to make a 32" x 32" cube pattern

4" x 20" plank will use 20 pieces to make a 40" x 40" cube pattern

5.25" x 15.75" plank will use 12 pieces to make a 31.5" x 31.5" cube pattern

5.25" x 21" plank will use 16 pieces to make a 42" x 42" cube pattern

45° Chevron Pattern

Nydree Chevron pattern flooring uses plank that has been cut at a 45 degree angle to create a repeating V-shape pattern when assembled. Every precision cut Chevron plank has tongue and grooves on the sides and double end groove milling.

All Chevron orders will contain an equal number of Lefts and Rights to complete the pattern. Every order will also contain splines to lock-in the ends of the flooring during installation.

Chevron sizes are measured from “tip to heel”. Sizes available include:

- 2 2/3” Wide Plank. 20.34” or 43.34” long.
- 4” Wide Plank. 19” or 42” long.
- 5 ¼” Wide Plank. 17.75” or 40.75” long.
- 7 ½” Wide Plank. 15.5” or 38.5” long.



45° Chevron Pattern

See instructions in every carton for subfloor preparation, installation using Nydree Flooring SB1587 adhesive, and maintenance procedures for Pedestrian 2.0 Finish.